



FACOR ALLOYS LIMITED

CIN- L27101AP2004PLC043252

Corp. Office: FACOR HOUSE, A-45-50, Sector-16, Noida, Dist. Gautam Buddha Nagar, Uttar Pradesh-201 301 India

Phone: +91-120-417 1000 Fax: +91-120-425 6700,

E-Mail: facoralloys@facor.in; Website: www.facoralloys.in

11th November, 2020

The Manager,
The Bombay Stock Exchange Ltd.,
Phiroze Jeejeebhoy Towers,
Dalal Street,
MUMBAI - 400 001

Ref: Scrip Code- 532656

Dear Sir,

Sub: Submission of Unaudited Financial Results for the quarter and half year ended 30th September, 2020 under Regulation 33 of SEBI (Listing Obligations & Disclosure Requirements), Regulations, 2015.

We would like to inform that the Board of Directors of the Company at their meeting held on today i.e. 11th November, 2020, has approved the unaudited Financial Results of the Company for the quarter and half year ended on 30th September, 2020.


In terms of Regulation 33 of the SEBI (Listing Obligations and Disclosure Requirements) Regulations, 2015, we enclose herewith the Unaudited Standalone as well as Consolidated Financial Results of the Company in the prescribed format for the quarter and half year ended 30th September, 2020 along with the copy of Limited Review Report as issued by the statutory auditor.

The meeting commenced at 2.30 p.m. and concluded at 03.20 p.m.

Request to take the above information on your record.

Thanking you,

Yours' faithfully
For FACOR ALLOYS LTD.


(Piyush Agarwal)
Company Secretary
M'ship No-A25165

Regd. Office & Works: SHREERAMNAGAR-535 101, Dist. Vizianagaram, A.P., India

Phones: +91 8952 282029, 282038, 282456 Fax: +91 8952 282188 E-Mail: facoralloys@facorgroup.in

Head Office: Shreeram Bhawan, Tumsar - 441 912, Dist. Bhandara, Maharashtra, India,

Phones: +91 7183 232233, 232251, 232028; Fax: +91 7183 232271, E-Mail: facorho@facorgroup.in

**INDEPENDENT AUDITOR'S REVIEW REPORT ON REVIEW OF STANDALONE
INTERIM FINANCIAL RESULTS**

**To,
The Board Of Directors,
Facor Alloys Limited**


1. We have reviewed the accompanying statement of Standalone Unaudited Financial Results ("the Statement") of Facor Alloys Limited ("the Company") for the quarter ended September 30, 2020, and for the period from April 01, 2020 to September 30, 2020 (the 'Statement'), being submitted by the Company pursuant to the requirement of regulation 33 of the SEBI (Listing Obligations and Disclosure Requirements), Regulations, 2015, as amended.
2. This statement, which is the responsibility of the Company's management and approved by the Company's Board of Directors, has been prepared in accordance with the recognition and measurement principles laid down in the Indian Accounting Standard 34 "Interim Financial Reporting", prescribed under section 133 of the Companies Act, 2013, read with relevant rules issued thereunder and other accounting principles generally accepted in India. Our responsibility is to issue report on these Statements based on our review.
3. We conducted our review of the Statement in accordance with the Standard on Review Engagement (SRE) 2410, "Review of Interim Financial Information Performed by the Independent Auditor of the Entity" issued by the Institute of Chartered Accountants of India. This standard requires that we plan and perform the review to obtain moderate assurance as to whether the Financial Statements are free of material misstatement. A review is limited primarily to inquiries of company personnel and analytical procedures applied to financial data and thus provide less assurance than an audit. We have not performed an audit, and accordingly, we do not express an audit opinion.



4. Based on our review conducted as stated in paragraph 3, nothing has come to our attention that causes us to believe that the accompanying Statement, prepared in accordance with the recognition and measurement principles laid down in the applicable Indian Accounting Standards ("Ind AS") specified under section 133 of the Companies Act, 2013 read with the relevant rules issued thereunder and other accounting principles generally accepted in India, has not disclosed the information required to be disclosed in term of regulation 33 of the SEBI (Listing Obligations and Disclosure Requirements), Regulations, 2015, as amended including the manner in which it is to be disclosed, or that it contains any material misstatement.

5. **Other Matters**

(i) Covid 19 has resulted in many challenges in the review of the Interim financial statements. Travel restrictions have impacted physical access to attend the physical inventory counts, the ability to obtain original documents i.e. inspection of records for evidence of authorization of internal controls. We have exercised professional skepticism and have tried to obtain review evidence electronically. Secure web portals were utilized to review clients' documents & perform review procedures on the financial information of the entity.



Ashwin Mankeshwar
Partner
Membership No.046219
For and on behalf of
K.K.MANKESHWAR & Co.
Chartered Accountants
FRN :- 106009W
UDIN : 20046219AAAAIJ7555
Place : NOIDA
Date : 11.11.2020



FACTOR ALLOYS LIMITED
REGD. OFFICE: SHREERAMNAGAR 535 101, GARIVIDI, DISTRICT: VIZIANAGARAM (A.P.) CIN: L27101AP2004PLC043252
WEBSITE: www.factoralloys.in, PHONE: +91 8952 282029, FAX: +91 8952 282188, E-MAIL: factoralloys@factorgroup.in
STATEMENT OF STANDALONE UNAUDITED FINANCIAL RESULTS FOR THE QUARTER AND HALF YEAR ENDED 30TH SEPTEMBER, 2020

(₹ in Lakhs)

Sr. No.	Particulars	Quarter Ended				Half Year Ended		Year Ended
		30TH SEPTEMBER, 2020 (Unaudited)	30TH JUNE, 2020 (Unaudited)	30TH SEPTEMBER, 2019 (Unaudited)	30TH SEPTEMBER, 2020 (Unaudited)	30TH SEPTEMBER, 2019 (Unaudited)	31ST MARCH, 2020 (Audited)	
	INCOME							
1	Revenue from operations	2,649.99	3,100.80	8,353.44	5,750.79	18,446.20	29,139.31	
2	Other income	141.13	86.93	2,599.54	228.06	2,725.09	2,842.20	
3	Total Income (1+2)	2,791.12	3,187.73	10,952.98	5,978.85	21,171.29	31,981.51	
4	Expenses							
	a) Cost of materials consumed	1,381.49	1,546.58	3,140.08	2,928.07	7,461.57	11,707.12	
	b) Changes in inventories of finished goods, work-in-progress	(3.76)	349.97	187.74	346.21	127.77	(146.88)	
	c) Employee benefits expense	343.79	487.03	447.43	830.82	933.63	1,804.91	
	d) Finance costs	124.96	103.62	122.05	228.58	224.54	379.93	
	e) Depreciation and amortisation expense	49.57	49.13	66.95	98.70	115.84	239.02	
	f) Power and Fuel Expenses	1,087.83	844.57	3,700.91	1,932.40	7,699.98	13,052.59	
	g) Other expenses	402.65	325.29	978.53	727.94	1,957.20	3,274.27	
5	Total expenses	3,386.53	3,706.19	8,643.69	7,092.72	18,520.53	30,310.96	
5	Profit / (Loss) Before Exceptional items and tax (3-4)	(595.41)	(518.46)	2,309.29	(1,113.87)	2,650.76	1,670.55	
6	Exceptional Items							
	Profit/ (Loss) on Sale /Discard of Fixed Asset	363.28	435.34	(212.20)	798.62	(210.84)	559.39	
	Profit/ (Loss) on Sale of Investment	-	-	-	-	-	-	
7	Net Profit / (Loss) before Tax (5+6)	(232.13)	(83.12)	2,097.09	(315.25)	2,439.92	2,229.94	
8	Tax Expense							
	(a) Current tax	-	-	(63.95)	-	-	-	
	(b) Tax for earlier years	(4.01)	-	-	(4.01)	-	-	
	(c) Deferred tax	(328.72)	(65.11)	824.02	(393.83)	1,036.96	1,201.83	
9	Net Profit / (Loss) for the period (7-8)	100.60	(18.01)	1,337.02	82.59	1,402.96	1,028.11	
10	Other Comprehensive income/(loss)							
	Items that will not be reclassified to Profit and Loss							
	Remeasurement of defined benefit plans	(34.76)	(34.76)	(32.40)	(69.52)	(64.80)	(139.04)	
	Deferred tax relating to remeasurement of defined benefit plans	(8.75)	(8.75)	(6.87)	(17.50)	(16.31)	(34.99)	
	Other Comprehensive income/(loss)-Total	(26.01)	(26.01)	(25.53)	(52.02)	(48.49)	(104.05)	
11	Total Comprehensive income for the period (9+10)	74.59	(44.02)	1,311.49	30.57	1,354.47	924.06	
12	Paid-up equity share capital (Face value ₹ 1/- per share)	1,955.48	1,955.48	1,955.48	1,955.48	1,955.48	1,955.48	
13	Earnings per share (in ₹) (of ₹ 1/-each) (not annualised):							
	(a) Basic EPS	0.05	(0.01)	0.68	0.04	0.72	0.53	
	(b) Diluted EPS	0.05	(0.01)	0.68	0.04	0.72	0.53	



STATEMENT OF ASSETS AND LIABILITIES

ASSETS	STANDALONE	
	As at September 30th, 2020 (Unaudited)	As at March 31st, 2020 (Audited)
Non-Current Assets		
Property, plant and equipment	13,380.80	13,927.03
Right of Use Assets (ROU)	293.11	316.33
Financial assets		
(i) Investments	1.07	1.07
(ii) Other non-current financial assets	2,191.85	2,877.80
Deferred tax Asset (net)	838.72	427.39
Total Non-Current Assets	16,705.55	17,549.62
Current Assets		
Inventories	235.66	596.58
Financial assets		
(i) Trade receivables	406.89	1,031.52
(ii) Cash and cash equivalents	151.17	66.70
(iii) Other bank balances	-	-
(iv) Other current financial assets	1,129.74	1,095.88
Current tax assets (net)	329.73	1,072.27
Other current assets	647.40	630.62
Assets Classified as Held for Sale	948.96	1,053.67
Total Current Assets	3,849.55	5,547.24
Total Assets	20,555.10	23,096.86
EQUITY AND LIABILITIES		
Equity		
Equity share capital	1,955.48	1,955.48
Other equity	12,765.80	12,735.23
Total Equity	14,721.28	14,690.71
Liabilities		
Non-Current Liabilities		
Provisions	121.66	130.60
Other Non-current financial liabilities	311.55	311.55
Total Non-Current Liabilities	433.21	442.15
Current Liabilities		
Financial Liabilities		
(i) Borrowings	992.00	985.00
(ii) Trade payables		
Micro Small and Medium Enterprises	210.33	235.44
Others	1,259.81	2,643.37
(iii) Other financial liabilities	304.87	251.16
Other current liabilities	1,336.81	2,587.12
Provisions	1,296.79	1,261.91
Total Current Liabilities	5,400.61	7,964.00
Total Liabilities	5,833.82	8,406.15
Total Equity and Liabilities	20,555.10	23,096.86



Statement of Cash Flow for the period ended 30th September 2020		(₹ in Lakhs)	
		STANDALONE	
		For the period ended 30th September 2020	For the period ended 30th September 2019
A. Cash flows from Operating Activities			
Net Profit/ (Loss) after Prior Period Items and Before Tax		(315.25)	2,439.92
Adjustments For:			
a) Interest Income		(161.35)	(118.48)
b) Depreciation		98.70	115.84
c) Gain on Sale of Fixed Assets		(798.62)	210.84
d) Interest Expense		228.58	224.54
Operating Cash Profit before Working Capital Changes		(947.94)	2,872.66
Movement in Working Capital:-			
a) Increase/(Decrease) in Trade Payables		(1,408.67)	366.34
b) Increase/(Decrease) in Other Current Liabilities		(1,250.31)	1,335.93
c) Increase/(Decrease) in Other Current Financial Liabilities		48.07	17.78
d) (Increase)/Decrease in Other Non Current Financial Assets		685.95	(300.03)
e) (Increase)/Decrease in Provisions		(43.58)	(62.46)
f) (Increase)/Decrease in Other Current Financial Assets		(33.84)	(295.26)
g) (Increase)/Decrease in Inventories		360.92	1,222.20
h) (Increase)/Decrease in Trade Receivables		624.63	(265.36)
i) (Increase)/Decrease in Other Current Assets		(16.78)	(81.25)
j) (Increase)/Decrease in Other Non Current Financial Assets		-	335.31
k) (Increase)/Decrease in long term loans & Advances		-	12.50
Cash Generated from/ (used in) Operations		(1,981.55)	5,158.36
Less: Income Tax Paid (Net of Refunds)		746.55	(160.84)
Net Cash Generated from/ (used in) Operating Activities(A)		(1,235.00)	4,997.52
B. Cash Flow from Investing Activities:			
(Purchase) of Property, Plant and Equipment and Capital Work in Progress		(0.64)	(367.77)
Net Proceeds of Property, Plant and Equipment and Capital Work in Progress		1,374.72	492.31
Interest Received		161.33	119.64
Net movement in Investments		-	0.50
Net Cash Generated from/ (Used in) Investing Activities (B)		1,535.41	244.68
C. Cash Flow from Financing Activities:			
Net proceeds/(Repayment) of Borrowings		7.00	(2,787.97)
Interest Expense Paid		(222.94)	(3,187.81)
Issue of Shares		-	-
Net Cash generated from/ (used in) Financing Activities (C)		(215.94)	(5,975.78)
Net Increase/(Decrease) in Cash and Cash Equivalents (A+B+C)		84.47	(733.58)
Cash and Cash Equivalents at the Beginning of the year		66.70	836.31
Cash and Cash Equivalents at the End of the year		151.17	102.73


Notes:

- The aforesaid financial results have been reviewed by the Audit Committee and approved by the Board of Directors, at their Meeting held on 11.11.2020. The statutory auditors have reviewed and have expressed an unmodified audit opinion on these standalone financial results.
- The financial results are prepared in accordance with Indian Accounting Standards ('Ind AS') notified under section 133 of the Companies Act, 2013, read together with the Companies (Indian Accounting Standards) Rules, 2015, as amended and other recognised accounting practices and policies to the extent applicable.
- In view of the lockdown imposed to contain the COVID -19 pandemic, manufacturing operations are scaled down or shut down in compliance with the directives / orders imposed by the local bodies/ State / Central Government Authorities. As per Company's assessment, no significant impact on carrying amounts of financial and non-financial assets is expected. However, the impact assessment of COVID - 19 is a continuous process, given the uncertainties associated with its nature and duration. The company will continue to closely monitor any material changes to future economic conditions.
- The Company does not have more than one reportable segment. Accordingly, segment information is not required to be provided.
- Previous period figures are regrouped/rearranged wherever necessary to facilitate comparison.
- The Code on Social Security, 2020 ('Code') relating to employee benefits during employment and post-employment benefits received approval from the Indian Parliament and Presidential assent in September 2020. The Code has been published in the Gazette of India. However, the date on which the Code will come into effect has not been notified. The Company will assess the impact of the Code when it comes into effect and will record related impact, if any, in the period the Code becomes effective.

For FACOR ALLOYS LIMITED



R.K.SARAF
CHAIRMAN & MANAGING DIRECTOR
(DIN: 00006102)



Place : Noida, UP

Date: 11th November, 2020

Corporate Office : Plot No. A-45 to 50, Sector 16, Noida-201301 Dist. Gautam Budh Nagar (UP)

**INDEPENDENT AUDITOR'S REVIEW REPORT ON REVIEW OF CONSOLIDATED
INTERIM FINANCIAL RESULTS**

**To,
The Board Of Directors,
Facor Alloys Limited**

1. We have reviewed the accompanying statement of Consolidated Unaudited Financial Results of Facor Alloys Limited ('the Parent') and its subsidiaries (the parent and its subsidiaries together referred to as 'the group') for the quarter ended September 30, 2020, and for the period from April 01, 2020 to September 30, 2020 (the 'Statement'), being submitted by the Company pursuant to the requirement of regulation 33 of the SEBI (Listing Obligations and Disclosure Requirements), Regulations, 2015, as amended.
2. This statement, which is the responsibility of the Parent's management and approved by the Parent's Board of Directors, has prepared in accordance with the recognition and measurement principles laid down in the Indian Accounting Standard 34 "Interim Financial Reporting", prescribed under section 133 of the Companies Act, 2013, read with relevant rules issued thereunder and other accounting principles generally accepted in India. Our responsibility is to issue report on these Statements based on our review.
3. We conducted our review of the Statement in accordance with the Standard on Review Engagement (SRE) 2410, "Review of Interim Financial Information Performed by the Independent Auditor of the Entity" issued by the Institute of Chartered Accountants of India. This standard requires that we plan and perform the review to obtain moderate assurance as to whether the Financial Statements are free of material misstatement. A review is limited primarily to inquiries of company personnel and analytical procedures applied to financial data and thus provide less assurance than an audit. We have not performed an audit, and accordingly, we do not express an audit opinion.

We also performed procedures in accordance with the Circular No. CIR/CFD/CMD1/44/2019 dated March 29, 2019 issued by the Securities and Exchange Board of India under regulation 33 (8) of the SEBI (Listing Obligations and Disclosure Requirements) Regulations, 2015, as amended, to the extent applicable.



4. Based on our review conducted as stated in paragraph 3 , nothing has come to our attention that causes us to believe that the accompanying Statement, prepared in accordance with the recognition and measurement principles laid down in the applicable Indian Accounting Standards ("Ind AS") specified under section 133 of the Companies Act, 2013 read with the relevant rules issued thereunder and other accounting principles generally accepted in India, has not disclosed the information required to be disclosed in term of regulation 33 of the SEBI (Listing Obligations and Disclosure Requirements), Regulations, 2015, as amended including the manner in which it is to be disclosed, or that it contains any material misstatement.

5. Other Matters


- (i) The consolidated Ind AS financial Statements include the financial statements of the following entities:

S. No.	Name of the Company	Relationship	Proportion of ownership & Voting Power	Country of Incorporation
1.	Best Minerals Limited(BML)	Subsidiary	100.00%	India
2.	FAL Power Ventures Pvt. Ltd. (FPVPL) [formerly known as BEC Power Pvt.Ltd.]	Subsidiary	100.00%	India
3.	Facor Electric Limited (FEL)	Subsidiary	100.00%	India
4.	Facor Minerals (Netherlands) B.V. (FMN)	Subsidiary	90.65%	Netherlands
5.	Facor Turkrom Mining (Netherlands) B.V. (FTM)	Subsidiary of FMN	100.00%	Netherlands
6.	Cati Madencilik Ithalat ve Ihracat A.S.(Cati)	Subsidiary of FMN	100.00%	Turkey



We did not review the interim financial statements of above subsidiaries which have not been reviewed by their auditors, whose interim financial results reflects total assets of Rs.2335.64 lakhs as at September 30, 2020, total revenues of Rs. 0.02 lakhs and Rs. 0.17 lakhs for the quarter and six months ended September 30, 2020 respectively, total loss after tax of Rs. 17.96 lakhs and Rs. 58.59 lakhs for the quarter and six months ended September 30, 2020 respectively and total comprehensive loss of Rs. 152.01 lakhs and Rs. 192.64 lakhs for the quarter and six months ended September 30, 2020 respectively and net cash outflow of Rs. 11.80 lakhs for the six months ended September 30, 2020, as considered in the consolidated financial results.

(ii) Covid 19 has resulted in many challenges in the review of the Interim financial statements. Travel restrictions have impacted physical access to attend the physical inventory counts, the ability to obtain original documents i.e. inspection of records for evidence of authorization of internal controls. We have exercised professional skepticism and have tried to obtain review evidence electronically. Secure web portals were utilized to review clients' documents & perform review procedures on the financial information of the entity.



Ashwin Mankeshwar
Partner
Membership No.046219
For and on behalf of
K.K.Mankeshwar & Co.
Chartered Accountants
FRN :- 106009W
UDIN : 20046219AAAAIK2459
Place : Noida
Date : 11th November, 2020



FACOR ALLOYS LIMITED

REGD. OFFICE: SHREERAMNAGAR 535 101,GARIVIDI, DISTRICT: VIZIANAGARAM (A.P.) CIN: L27101AP2004PLC043252

WEBSITE: www.facoralloys.in, PHONE: +91 8952 282029, FAX: +91 8952 282188, E-MAIL: facoralloys@facorgroup.in

STATEMENT OF CONSOLIDATED UNAUDITED FINANCIAL RESULTS FOR THE QUARTER AND HALF YEAR ENDED 30TH SEPTEMBER, 2020

(₹ in Lakhs)

Sr. No.	Particulars	Quarter Ended			Half Year Ended		Year Ended
		30TH SEPTEMBER, 2020	30TH JUNE, 2020	30TH SEPTEMBER, 2019	30TH SEPTEMBER, 2020	30TH SEPTEMBER, 2019	31ST MARCH, 2020
		(Unaudited)	(Unaudited)	(Unaudited)	(Unaudited)	(Unaudited)	(Audited)
	INCOME						
1	Revenue from operations	2,649.99	3,100.80	8,353.44	5,750.79	18,446.20	29,139.31
2	Other income	141.15	87.08	2,599.37	228.23	2,737.32	3,095.11
3	Total Income (1+2)	2,791.14	3,187.88	10,952.81	5,979.02	21,183.52	32,234.42
4	Expenses						
	a) Cost of materials consumed	1,381.49	1,546.58	3,140.08	2,928.07	7,461.57	11,707.12
	b) Changes in inventories of finished goods, work-in-progress	(3.76)	349.97	187.74	346.21	127.77	(146.88)
	c) Employee benefits expense	341.68	490.80	448.16	832.48	935.15	1,808.04
	d) Finance costs	156.87	111.38	128.91	268.25	236.93	403.66
	e) Depreciation and amortisation expense	54.45	58.49	78.49	112.94	137.63	256.57
	f) Power and Fuel Expenses	1,087.51	844.89	3,700.91	1,932.40	7,699.98	13,052.59
	g) Other expenses	386.27	344.86	988.96	731.13	1,979.60	3,346.38
	Total expenses	3,404.51	3,746.97	8,673.25	7,151.48	18,578.63	30,427.48
5	Profit / (Loss) Before Exceptional items and tax (3-4)	(613.37)	(559.09)	2,279.56	(1,172.46)	2,604.89	1,806.94
6	Exceptional Items						
	Profit/ (Loss) on Sale /Discard of Fixed Asset	363.28	435.34	(212.20)	798.62	(210.84)	559.39
	Profit/ (Loss) on Sale of Investment	-	-	-	-	-	-
7	Net Profit / (Loss) before Tax (5+6)	(250.09)	(123.75)	2,067.36	(373.84)	2,394.05	2,366.33
8	Tax Expense						
	(a) Current tax	-	-	(63.95)	-	-	-
	(b) Tax for earlier years	(4.01)	-	-	(4.01)	-	-
	(c) Deferred tax	(328.72)	(65.11)	824.02	(393.83)	1,036.96	1,201.83
9	Net Profit / (Loss) for the period (7-8)	82.64	(58.64)	1,307.29	24.00	1,357.09	1,164.50
10	Other Comprehensive income/(loss)						
	Items that will not be reclassified to Profit and Loss						
	Remeasurement of defined benefit plans	(34.76)	(34.76)	(32.40)	(69.52)	(64.80)	(139.04)
	Deferred tax relating to remeasurement of defined benefit plans	(8.75)	(8.75)	(6.87)	(17.50)	(16.31)	(34.99)
	Foreign currency translation reserve	(134.05)	-	(602.70)	(134.05)	(602.70)	1,127.07
	Income tax on foreign currency translation reserve	-	-	-	-	-	-
	Other Comprehensive income/(loss)-Total	(160.06)	(26.01)	(628.23)	(186.07)	(651.19)	1,023.02
11	Total Comprehensive income for the period (9+10)	(77.42)	(84.65)	679.06	(162.07)	705.90	2,187.52
	Profit attributable to :						
	- Shareholders of the company	84.42	(54.86)	1,300.63	29.56	1,359.93	1,150.27
	- Non-controlling interests	(1.78)	(3.78)	6.66	(5.56)	(2.84)	14.23
	Other Comprehensive Income attributable to :						
	- Shareholders of the company	(160.06)	(26.01)	(628.23)	(186.07)	(651.19)	1,023.02
	- Non-controlling interests	-	-	-	-	-	-
	Total Comprehensive Income attributable to :						
	- Shareholders of the company	(75.64)	(80.87)	672.40	(156.51)	708.74	2,173.29
	- Non-controlling interests	(1.78)	(3.78)	6.66	(5.56)	(2.84)	14.23
12	Paid-up equity share capital (Face value ₹ 1/- per share)	1,955.48	1,955.48	1,955.48	1,955.48	1,955.48	1,955.48
13	Earnings per share (in ₹) (of ₹ 1/-each) (not annualised):						
	(a) Basic EPS	0.04	(0.03)	0.67	0.02	0.70	0.59
	(b) Diluted EPS	0.04	(0.03)	0.67	0.02	0.70	0.59



STATEMENT OF ASSETS AND LIABILITIES

ASSETS	CONSOLIDATED	
	As at September 30th, 2020 (Unaudited)	As at March 31st, 2020 (Audited)
Non-Current Assets		
Property, plant and equipment	13,956.59	14,643.16
Right of Use Assets (ROU)	293.11	316.33
Intangible	1,635.61	1,686.82
Financial assets		
(i) Investments	1.08	1.08
(ii) Other non-current financial assets	2,194.74	2,881.34
Deferred tax Asset (net)	852.96	441.63
Total Non-Current Assets	18,934.09	19,970.36
Current Assets		
Inventories	241.85	604.18
Financial assets		
(i) Trade receivables	407.42	1,059.42
(ii) Cash and cash equivalents	158.83	86.16
(iii) Other current financial assets	228.74	195.05
Current tax assets (net)	329.73	1,072.27
Other current assets	740.12	741.05
Assets Classified as Held for Sale	948.96	1,053.67
Total Current Assets	3,055.65	4,811.80
Total Assets	21,989.74	24,782.16
EQUITY AND LIABILITIES		
Equity		
Equity share capital	1,955.48	1,955.48
Other equity	13,616.19	13,772.31
Non-Controlling Interest	(703.34)	(705.72)
Total Equity	14,868.33	15,022.07
Liabilities		
Non-Current Liabilities		
Financial liabilities		
(i) Borrowings	442.82	453.84
Provisions	123.66	132.38
Other Non-current financial liabilities	311.55	311.55
Total Non-Current Liabilities	878.03	897.77
Current Liabilities		
Financial liabilities		
(i) Borrowings	1,361.02	1,363.20
(ii) Trade payables		
Micro Small and Medium Enterprises	210.33	235.44
Others	1,260.02	2,643.58
(iii) Other financial liabilities	304.99	251.28
Other current liabilities	1,810.18	3,106.86
Provisions	1,296.84	1,261.96
Total Current Liabilities	6,243.38	8,862.32
Total Liabilities	7,121.41	9,760.09
Total Equity and Liabilities	21,989.74	24,782.16



Statement of Cash Flow for the period ended 30th September 2020

(₹ in Lakhs)
CONSOLIDATED

Particulars	For the period ended 30th September, 2020	For the period ended 30th September, 2019
A. Cash flows from operating activities		
Net Profit/ (Loss) after Prior Period Items and before Tax	(373.84)	2,394.05
Adjustments For:		
a) Interest Income	(161.52)	(118.81)
b) Depreciation	112.94	137.63
c) Gain on sale of fixed assets	(798.62)	210.84
d) Effect of change in foreign currency translation reserve	(134.05)	(602.70)
e) Interest Expense	268.25	236.93
Operating Cash Profit before Working Capital Changes	(1,086.84)	2,257.94
Movement in Working Capital:-		
a) Increase/(Decrease) in Trade Payables	(1,408.67)	368.33
b) Increase/(Decrease) in Other Current Liabilities	(1,296.68)	1,383.00
c) Increase/(Decrease) in Other Current Financial Liabilities	48.07	17.78
d) (Increase)/Decrease in Other Non Current Financial Assets	686.60	(300.11)
e) (Increase)/Decrease in Provisions	(43.36)	(62.10)
f) (Increase)/Decrease in Other Current Financial Assets	(33.67)	(290.27)
g) (Increase)/Decrease in Inventories	362.33	1,222.03
h) (Increase)/Decrease in Long Term Loans & Advances	-	12.50
i) (Increase)/Decrease in Trade Receivables	652.00	(265.37)
j) (Increase)/Decrease in Other Current Assets	0.93	(86.15)
k) Increase/(Decrease) in Other Non Current Financial Liabilities	-	335.31
Cash Generated From/ (used in) operations	(2,119.29)	4,592.89
Less: Income Tax Paid (net of refunds)	746.55	(160.84)
Net Cash Generated From/ (used in) Operating Activities(A)	(1,372.74)	4,432.05
B. Cash Flow from Investing Activities:		
(Purchase) of property, plant and equipment and capital work in progress	(0.64)	(393.75)
Net proceeds of property, plant and equipment and capital work in progress	1,552.05	492.31
Interest received	161.50	119.97
Net movement in Investments	-	0.50
Change in Minority interest of Subsidiary company	7.94	568.21
Net Cash Generated from/ (Used in) Investing Activities (B)	1,720.85	787.24
C. Cash Flow from Financing Activities:		
Net proceeds/(Repayment) of Borrowings	(12.83)	(2,745.17)
Interest Expense Paid	(262.61)	(3,200.20)
Net Cash generated from/ (used in) Financing Activities (C)	(275.44)	(5,945.37)
Net Increase/(Decrease) in Cash and Cash Equivalents (A+B+C)	72.67	(726.08)
Cash and cash equivalents at the beginning of the year	86.16	845.16
Balance at the end of year	158.83	119.08


Notes:

- The aforesaid financial results have been reviewed by the Audit Committee and approved by the Board of Directors, at their Meeting held on 11.11.2020. The statutory auditors have reviewed and have expressed an unmodified audit opinion on these consolidated financial results.
- The financial results are prepared in accordance with Indian Accounting Standards ('Ind AS') notified under section 133 of the Companies Act, 2013, read together with the Companies (Indian Accounting Standards) Rules, 2015, as amended and other recognised accounting practices and policies to the extent applicable.
- In view of the lockdown imposed to contain the COVID -19 pandemic, manufacturing operations are scaled down or shut down in compliance with the directives / orders imposed by the local bodies/ State / Central Government Authorities. As per Company's assessment, no significant impact on carrying amounts of financial and non-financial assets is expected. However, the impact assessment of COVID - 19 is a continuous process, given the uncertainties associated with its nature and duration. The company will continue to closely monitor any material changes to future economic conditions.
- The group does not have more than one reportable segment. Accordingly, segment information is not required to be provided.
- Previous period figures are regrouped/rearranged wherever necessary to facilitate comparison.
- The Code on Social Security, 2020 ('Code') relating to employee benefits during employment and post-employment benefits received approval from the Indian Parliament and Presidential assent in September 2020. The Code has been published in the Gazette of India. However, the date on which the Code will come into effect has not been notified. The group will assess the impact of the Code for Parent & Indian subsidiary Companies when it comes into effect and will record related impact, if any, in the period the Code becomes effective.

For FACOR ALLOYS LIMITED



R.K.SARAF
CHAIRMAN & MANAGING DIRECTOR
(DIN: 00006102)



Place : Noida, UP

Date : 11th November, 2020

Corporate Office : Plot No. A-45 to 50, Sector 16, Noida-201301 Dist. Gautam Budh Nagar (UP)